


Luminaire rail systems

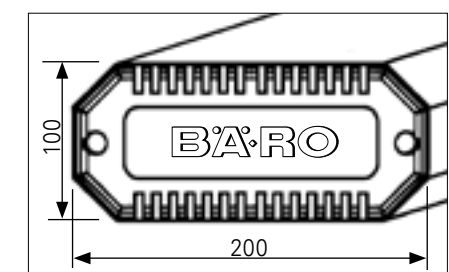
Light tube L



	MBFL 50 W	MBFL 100 W	BBS 35 W	BBS 70 W	BBS 100 W	BBS 150 W	LED Standard	LED Food
Reflectors								
Basic	•	•	•	•	•	•		
Spot								
Batwing (50°/70°/90°)	•	•	•	•	•	•		
WideWing	•	•	•	•	•	•		
MaxBeam (silver only)	•	•	•	•	•	•		
Flood								
Wallwasher	•	•	•	•	•	•		
LED Basic								
LED Spot								
Reflector colours								
Silver	•	•	•	•	•	•		
Nickel silver	•	•	•	•	•	•		
Filters								
Patented filter	•	•	•	•	•	•		
UV filter	•	•	•	•	•	•		
Shatter protection	•	•	•	•	•	•		
Luminaire description	Light tube system for recessed, light and suspended luminaires							
Technical details	h 100 x w 200 mm Aluminium extruded section, powder-coated, flexible hinge connector							
Further information	Light tube L is designed and manufactured individually. Accessories such as steel cables, feed connection units, etc. are determined and selected by our Engineering department.							



Luminaire colours



Product matrix

- Combination available
 - Particularly recommended
 - Mandatory order
- Luminaires with BBS lamps must always have a filter or shatter protection disc

Luminaire colours

- Strato silver
- Silver
- White
- Black
- RAL special colours
- Gold anodised
- Silver anodised / chrome
- Steel brushed / aluminium blank

Luminaire features

- IR No infrared rays
- UV No UV rays


Glass colours

- White RAL 9010
- Champagne RAL 9001
- Yellow RAL 1018
- Orange RAL 2009
- Red RAL 3020
- Blue RAL 5013

LED recess ring

- White
- Warm white
- Yellow
- Red
- Blue
- Green

Reflectors

-  Basic
-  Spot
-  Batwing 50°
-  Batwing 70°
-  Batwing 90°
-  WideWing
-  MaxBeam
-  Flood
-  Wallwasher
-  WallBeam
-  LED Basic
-  LED Spot
-  Power-Basic
-  Power-Batwing 50°
-  Power-MaxBeam